

Pinniped ecology in Santa Monica Bay, California*

Maddalena BEARZI**, Charles A. SAYLAN, Celia BARROSO

Ocean Conservation Society, P. O. Box 12860, Marina del Rey, CA 90295, United States

Abstract We investigated pinniped ecology at sea in Santa Monica Bay, California. Animals were studied during 277 boat-based surveys conducted in 1997–2007 documenting that California sea lion *Zalophus californianus* was the most observed species (89%, n sightings = 1393), followed by harbor seal (*Phoca vitulina richardsi*; 8%, n sightings = 131), and northern elephant seal (*Mirounga angustirostris*; 1%, n sightings = 15). Sea lions, and occasionally harbor seals, were found in aggregations with bottlenose dolphins *Tursiops truncatus* in 29% of the sightings (n bottlenose dolphin sightings = 205), short-beaked common dolphins *Delphinus delphis* and long-beaked common dolphins *D. capensis* in 53% of the sightings (n common dolphins = 155). Sea lions and harbor seals were regularly observed in coastal waters (< 500 m from shore) but also in the entire bay, with both species showing a preference for submarine canyons. Northern elephant seals were only seen in offshore waters and mostly in proximity of the canyons. The three species were frequently observed traveling (50%, n = 728), thermoregulating (14%, n = 205), and feeding (3.2%, n = 47) but rarely socializing (0.21%, n = 3). This is the first long-term study on at-sea distribution, occurrence, frequency and behavior of pinnipeds in Santa Monica Bay [Acta Zoologica Sinica 54 (1): 1–11, 2008].

Key words California sea lion, Harbor seal, Northern elephant seal, Distribution, Occurrence, Ecology

加州 Santa Monica 海湾鳍足类的生态学*

Maddalena BEARZI**, Charles A. SAYLAN, Celia BARROSO

Ocean Conservation Society, P. O. Box 12860, Marina del Rey, CA 90295, United States

摘要 研究了加州 Santa Monica 海湾鳍足类的生态学。从 1997–2007 年乘船调查了 277 次，发现海狮 (*Zalophus californianus*) 是最常见的动物 (89%，见到的次数为 1393 次)，其次是港海豹 (*Phoca vitulina richardsi*, 8%, n = 131) 和北象海豹 (*Mirounga angustirostris*, 1%, n = 15)。在 29% 的遇见次数 (观察到瓶海豚 205 次) 中，发现海狮 (偶尔也发现港海豹) 与瓶鼻海豚集群 (*Tursiops truncatus*)；短喙真海豚 (*Delphinus delphis*) 与长喙真海豚 (*D. capensis*) 在 53% 的遇见次数 (遇见真海豚次数 n = 155) 中，发现短喙真海豚 (*Delphinus delphis*) 与长喙真海豚 (*D. capensis*) 集群；一般在沿岸水域 (离岸边距离 < 500 m) 见到海狮和港海豹，但在整个海湾也能见到，表现出这两个物种对海底峡谷的偏爱。北象海豹仅见于近海，主要在海底峡谷附近。经常看到海狮、港海豹和北象海豹游动 (50%, n = 728)、进行热调节 (14%, n = 205)、以及取食 (3.2%, n = 47)，但几乎见不到有社会性活动 (0.21%, n = 3) [动物学报 54 (1): 1–11, 2008]。

关键词 加州海狮 港海豹 北象海豹 分布 出现 生态学

Distribution, occurrence and foraging ecology of California sea lions *Zalophus californianus*, harbor seals *Phoca vitulina richardsi* and northern elephant seals *Mirounga angustirostris* are well documented along the Southern California Bight shoreline (Bartholomew and

Booolootian, 1960; Bonnell et al., 1979^①; Condit and Le Boeuf, 1984; Stewart and Yochem, 1984; Antonelis et al., 1987; Yochem et al., 1987; Le Boeuf, 2002; Lowry, 2002^②). In the Bight, the Channel Islands are breeding grounds for the three pinniped species (Odell,

Received Oct. 31, 2007; accepted Dec. 14, 2007

* The field research for the years 1997–2005 was funded by Ocean Conservation Society and the Coastal Environmental Quality Initiative Fellowship; field research for 2006–2007 and the entire data analyses was funded by the Santa Monica Bay Restoration Commission.

** Corresponding author. E-mail: mbearzi@earthlink.net

① Bonnell ML, Le Boeuf BJ, Pierson DH, Dettman DH, Farrens, GD, 1979. Summary Report 1975–1978. Marine Mammal and Seabird Surveys of the Southern California Bight Area. Vol. III. Pinnipeds. Bureau of Land Management, Department of the Interior, Contract AA550-CT7-36.

② Lowry MS, 2002. Counts of northern elephant seals at rookeries in the Southern California Bight: 1981–2001. NOAA Technical Memorandum NMFS: NOAA-TM-NMFS-SWFSC-345. 63 pp.

© 2008 动物学报 Acta Zoologica Sinica

1971; Stewart and Yochem, 1986; Lowry and Perryman, 1992^①) and ecological studies have been focused at these rookeries (Yochem and Stewart, 1998; Lowry and Carretta, 1999^②; Melin et al., 2000). Few investigations, however, have involved pinniped distribution (Bonnell and Ford, 1987), abundance (Lowry and Forney, 2005) or behavioral ecology research at sea (Haaker et al., 1984).

Within the Bight, Santa Monica Bay hosts all three above-mentioned pinnipeds (Bearzi, 2003, 2006) but long-term studies at sea have never been conducted in this area. The goal of this investigation is to determine occurrence, seasonal frequency, distribution and behavior of pinnipeds at sea to better understand their ecology and the potential need for protection and management of these species in the study area.

California sea lions are the most commonly observed pinnipeds in the Bight and their range extends from Acapulco, Mexico, to British Columbia, Canada (Odell, 1971; Bonnell and Dailey, 1993). In the Bight, breeding occurs primarily on the offshore Channel Islands during June and July (Odell, 1981; Reeves et al., 1992). On the islands, adult males establish breeding territories; births on rookeries are mostly in late June and lactating females travel up to 100 km from land in search of food. Adult males leave rookeries in August and September, migrate north during autumn and winter, and return south in March – May (Bonnell and Ford, 1987; Riedman, 1990; Reeves et al., 1992). At sea, California sea lions are usually solitary but may form small groups, sometimes with cetaceans, when foraging (Reidman, 1990; Bearzi, 2006); the group size diminishes as the abundance of prey decreases (Antonelis and Fiscus, 1980).

Harbor seals range between Baja California and northward into Alaska (Reeves et al., 1992). This species aggregates on land and its distribution on the southern Channel Islands varies seasonally with the greatest numbers observed in May and June (Stewart and Yochem, 1984; Reeves et al., 1992). The breeding season of the different colonies are progressively later (between February and October) with rookeries from Baja California to Washington (Reeves et al., 1992). At sea, harbor seals are usually solitary, and are capable of diving to great depths (500 m +) to find prey (Burns, 2000).

Northern elephant seal breeding colonies range between Baja California and Point Reyes, California, including the Channel Islands (Reeves et al., 1992;

Lowry, 2002). Of the Channel Island rookeries, the smallest number of elephant seals is found on San Clemente Island and the largest colony on San Miguel Island (Lowry, 2002). Northern elephant seals return to the Channel Islands twice a year to breed and molt after migrating to offshore locations in the North Pacific and Gulf of Alaska to forage (Stewart and DeLong, 1995). At sea, where they spend most of their annual cycle (Le Boeuf et al., 2000), northern elephant seals are usually solitary and dive continually during their foraging migrations (Le Boeuf, 1994).

1 Materials and methods

1.1 Study area

Santa Monica Bay (approximately 460 km²; Fig. 1) is bounded by the Palos Verdes Peninsula to the south (33°45' N 118°24' W), Point Dume to the north (33°59' N 118°48' W) and the edge of the escarpment to the west. The bay contains three submarine canyons: Dume and Redondo canyons, which head in shallow waters (50 m), and Santa Monica Canyon, which heads at a depth of approximately 100 m. A shallow shelf between Santa Monica Canyon and Redondo Canyon extends as a plateau from the 50-m contour. The typical depth is 60 – 70 m and the maximum depth is 400 – 500 m. Surface temperatures range from 11°C to 22°C (July – December: 16°C – 22°C; January – June: 11°C – 17°C). During the 1997 – 1998 El Niño, three peaks of sea surface temperature (SST) anomalies were evident: May – June 1997, September – October 1997 and August 1998, with an increase in temperature of + 2°C above the norm (Nezlin et al., 2003).

1.2 Data collection and analyses

We conducted surveys from February 1997 to June 2002 and from August 2005 to June 2007 with an average of 3.5 days on the water per month ($n = 277$; Table 1); no data was collected: Dec. 1999, Oct. 2000, July 2001, Sep. 2001, Dec. 2005, May 2006, Feb. – Apr. 2007. We generally followed inshore (distance from shore < 500 m) and offshore (distance from shore > 500 m) routes in the morning and early afternoon, usually with sea condition < 2 on the Beaufort wind-force scale. Routes were planned to provide an even coverage of the bay throughout the study period (Fig. 2), and were covered from 7-m (1997 – 2000) and 10-m power boats (2001 – 2002, 2006 – 2007), and a 17-m sailboat (2005), at an average speed of 18 km/h.

① Lowry MS, Perryman LM, 1992. Aerial photographic census for California sea lion *Zalophus californianus* pups at San Miguel Island, California for 1987 – 1990 and San Nicolas Island, California for 1990. National Marine Fisheries Service, Southwest Fisheries Science Center, Administrative Report LJ-92-19. 19 pp.

② Lowry MS, Carretta JV, 1999. Market squid *Loligo opalescens* in the diet of California sea lions *Zalophus californianus* in Southern California (1981 – 1995). CalCOFI Report 40: 196 – 207.

initial focal group.

Table 1 Number of surveys and summary of research effort during 1997 – 2002 and 2005 – 2007

	1997	1998	1999	2000	2001	2002	2005	2006	2007	Total
Boat surveys:										
Inshore (< 500 m from shore)	5	17	12	6	6	5	4	3	1	59
Offshore (> 500 m from shore)	23	3	5	4	10	9	5	17	2	78
Combined inshore and offshore	11	38	27	27	17	4	0	11	5	140
Total number of boat surveys	39	58	44	37	33	18	9	31	8	277
Research effort:										
Hours spent with pinniped and cetacean associations	0.2	1	0.3	0.3	0.5	0.1	0	1	1	4
Tot <i>n</i> of 5-min. behavioral samples during pinniped/dolphin associations	2	10	4	4	6	1	0	13	11	51
Hours spent with pinniped and cetacean aggregations	5	16	7	9	22	14	3	13	2	91
Tot <i>n</i> of 5-min. behavioral samples during pinniped/cetacean aggregations	58	186	80	111	258	172	31	150	27	1 073
Tot hours conducting surveys	144	224	178	148	161	73	75	204	84	1 291

Table 2 Definitions of the most important pinniped behavioral states and events, group formation, and boat disturbance

Behavior	Description
Behavioral states	
Travel	Moving steadily in one direction
Swimming	Moving without a precise direction at any speed and without leaping
Diving	No steady directional movement; dives longer than 30 s
Surface-feeding	Obvious feeding activities performed close to water surface
Socializing	Some or all group members in almost constant physical contact with one another and often displaying surface behaviors
Playing	Any activity that incorporates use of a foreign object
Resting	Nostrils at or close to the surface; body sloping downward at an angle, rising to surface to breathe
Thermoregulating	Hind and foreflippers extend above surface or any other hind- or foreflipper position extend above surface but not as in juggling
Porpoising	Leaping from water in a shallow arch, reentering headfirst (Peterson and Bartholomew, 1967)
Juggling	Both hind flippers and one foreflipper extend above surface (Riedman, 1990)
Following fishing boat	Following fishing boat while trawling at 0 – 300 m from stern
On buoys, on rocks	Thermoregulation, resting, or other behavior displayed on buoys
Behavioral events	
Head up	Exposure of foresection of body at surface in a near-vertical or vertical position, remaining briefly stationary
Leap	Airborne forward progress of at least one body length while in dorsal position (but repetitive instances of leaping are referred to as porpoising)
Spyhop	Brief vertical or near-vertical elevation of the body with head-up exposure of foresection
Group formation	
Tight	Animals generally one body length apart
Loose	Animals generally 1 – 5 body lengths apart
Dispersed	Animals generally > 5 body lengths apart
Variable	Animals irregularly spread; or a group that meet > 1 one of above criteria
Convergent	Joining of > 1 subgroups to the focal group
Boat disturbance	
Avoidance	Animals move away from vessel or appear to dive in response to vessel
No response	Animals show no apparent response relative to approach or pass-by of vessel
Approach	Animals move toward vessel during at least part of observation period
Bowride	Special case of an approach response (animals swim near bow of the boat)

Table 3 Pinniped sightings and counts for 1997 – 2002 and 2005 – 2007

	1997	1998	1999	2000	2001	2002	2005	2006	2007	Total
Number of pinniped sightings										
Searching for cetaceans										
California sea lion	150	299	114	109	105	63	56	201	94	1191
Harbor seal	10	22	14	18	0	5	4	22	13	105
Northern elephant seal	0	3	0	2	2	1	0	5	0	13
Generic pinniped *	7	8	6	2	0	0	0	0	0	23
Total sightings	167	332	134	131	107	69	60	228	107	1332
In association with cetaceans**										
California sea lion	2	7	1	4	6	0	0	11	8	39
Harbor seal	0	4	3	1	0	1	0	2	2	13
Northern elephant seal	0	0	0	0	0	0	0	0	1	1
Generic pinniped *	0	0	0	0	0	0	0	0	0	0
Total sightings	2	11	4	5	6	1	0	13	11	53
In aggregation with cetaceans**										
California sea lion	12	34	17	16	20	15	3	24	8	149
Harbor seal	0	3	2	1	2	1	1	1	0	11
Northern elephant seal	0	0	0	0	0	0	0	0	0	0
Generic pinniped *	0	0	0	0	0	0	0	0	0	0
Total sightings	12	37	19	17	22	16	4	25	8	160
Total number of pinniped sightings***	181	383	158	157	136	85	65	272	128	1562
Number of pinniped counted										
During search for cetaceans										
California sea lion	305	705	211	206	175	115	75	300	206	2298
Harbor seal	13	35	29	24	0	5	4	27	23	160
Northern elephant seal	0	3	0	2	2	1	0	5	0	13
Generic pinniped *	7	8	6	2	0	0	0	0	0	23
Total pinnipeds	325	751	246	234	177	121	79	332	249	2494
During cetacean sightings****										
California sea lion	18	68	50	31	68	77	4	95	41	452
Harbor seal	0	7	4	3	2	1	2	7	2	28
Northern elephant seal	0	0	0	0	0	0	0	1	1	2
Generic pinniped**	0	0	0	0	0	0	0	0	0	0
Total pinnipeds	18	75	54	34	70	78	6	103	44	482
Total number of pinniped counted	343	826	300	268	247	199	84	435	293	2976
Pinniped sighting frequency (sightings/hr)										
Searching for cetaceans										
California sea lion	1.04	1.33	0.65	0.74	0.65	0.86	0.75	0.99	1.12	0.92
Harbor seal	0.07	0.10	0.08	0.12	0.00	0.07	0.05	0.11	0.15	0.08
Northern elephant seal	0.00	0.01	0.00	0.01	0.01	0.01	0.00	0.02	0.00	0.01
Generic pinniped *	0.05	0.04	0.03	0.01	0.00	0.00	0.00	0.00	0.00	0.02
Total pinnipeds	1.16	1.48	0.76	0.88	0.66	0.94	0.80	1.12	1.27	1.03
During cetacean sightings****										
California sea lion	0.10	0.26	0.11	0.16	0.17	0.19	0.05	0.19	0.21	0.16
Harbor seal	0.00	0.04	0.02	0.02	0.02	0.03	0.01	0.02	0.02	0.02
Northern elephant seal	0.00	0.00	0.00	0.00	0.00	0.00	0.00	0.01	0.01	0.01
Generic pinniped *	0.00	0.00	0.00	0.00	0.00	0.00	0.00	0.00	0.00	0.00
Total pinnipeds	0.10	0.30	0.13	0.18	0.19	0.21	0.06	0.21	0.23	0.19
Total pinniped sighting frequency	1.26	1.71	0.89	1.06	0.85	1.15	0.86	1.33	1.51	1.22

* Pinniped not recognized at species level.

** Pinnipeds were sighted in association with bottlenose dolphins *Tursiops truncatus*, short-beaked *Delphinus delphis* and long-beaked common dolphins *D. capensis*, gray whale *Eschrichtius robustus*, blue whale *Balaenoptera musculus* and humpback whale *Megaptera novaeangliae*. They also aggregated with Pacific white-sided dolphins *Lagenorhynchus obliquidens*, Risso's dolphins *Grampus griseus*, minke whales *Balaenoptera acutorostrata*, gray whales, and Dall's porpoises *Phocoenoides dalli*.

***This data includes pinnipeds observed > 100 m from cetaceans.

****This data represents associations, aggregations, and pinnipeds observed > 100 m from cetaceans.

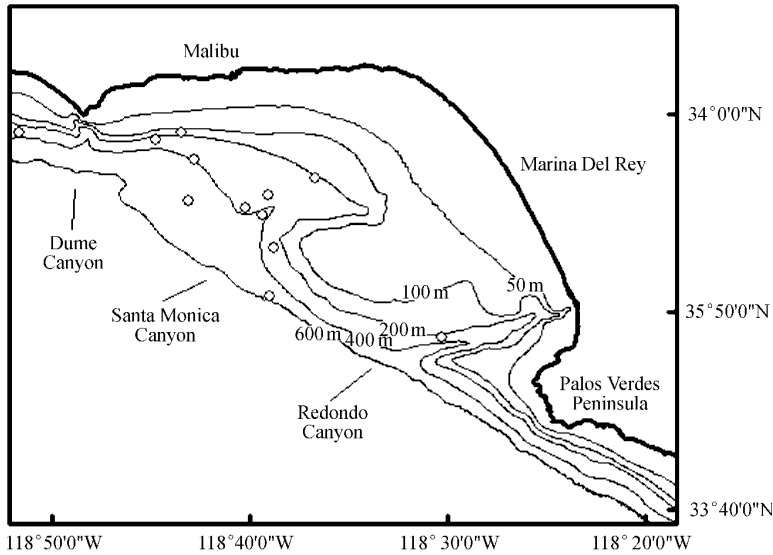


Fig. 4 The study area and the initial GPS coordinates of Northern elephant seal sightings

coastal waters (< 500 m from shore) but also in the entire bay (Figs. 1, 3), with both species showing a high number of sightings near submarine canyons, particularly the Santa Monica Canyon. Northern elephant seals were only seen in offshore waters and mostly in proximity of the Santa Monica Canyon (Fig. 4).

Seasonal distribution of sea lions and harbor seals shows a regular year-round presence, with a significant high number of sea lion sightings in Summer 2002 (Fig. 5). A significant difference in the overall sighting numbers for the three species was observed within the four month period categories (Winter, Spring, Summer, and Fall) in 1997 ($t = 3.53$, $df = 3$, $P < 0.05$), 1998 ($t = 4.67$, $df = 3$, $P < 0.05$), 1999 ($t = 4.99$, $df = 3$, $P < 0.05$), 2000 ($t = 11.6$, $df = 3$, $P < 0.001$), 2001 ($t = 4.33$, $df = 3$, $P < 0.05$), and 2006 ($t = 3.67$, $df = 3$, $P < 0.05$). No sufficient data for seasonal comparison was collected in 2002 and 2005. Northern elephant seal were observed only in 1998, 2001, 2005 and 2006, with a majority of sightings in recent years (Fig. 5).

2.3 Behavior and group size

We found a total of nine behaviors exhibited by the three species of pinnipeds (Fig. 6). On a total of 14555-min behavioral samples examined, all three species were most often observed traveling (50%, n sightings = 728), followed by thermoregulating/juggling (14%, $n = 205$), and feeding (3.2%, $n = 47$). Only sea lions were Head

up was also often observed (18%, $n = 259$).

On a total of 13125-min behavioral samples examined, we sighted California sea lions most often traveling (54%, $n = 703$), thermoregulating/juggling (15%, $n = 192$), and head up (14%, $n = 185$); they were also the only species of pinniped observed socializing (0.23%, $n = 3$). In contrast, harbor seals were most often seen head up (55%, $n = 58$ on a total of 105 behavioral samples), followed by traveling (13%, $n = 14$) and thermoregulating/juggling (12%, $n = 13$). Northern elephant seals were mostly observed head up (93%, $n = 13$ on a total of 14 behavioral samples).

We often sighted California sea lions in groups of two or more animals (mean = 1.97, range 1 – 50, $n = 1393$). Harbor seals, although observed in groups of two or more, were most often sighted alone (mean = 1.44, range 1 – 12, $n = 131$). Northern elephant seals were only sighted alone ($n = 15$).

3 Discussion

3.1 Sighting frequency, occurrence and distribution

We found California sea lions to be the most observed species of pinnipeds in Santa Monica Bay. This data is consistent with previous studies conducted in the Southern California Bight (Bonnell and Dailey, 1993; Carretta et al., 2000^①; Forney et al., 2002^②, Lowry and Forney, 2005). Harbor seals and northern elephant

① Carretta JV, Lowry MS, Stinchcomb CE, Lynn MS, Cosgrove RE, 2000. Distribution and abundance of marine mammals at San Clemente Island and surrounding offshore waters: results from aerial and ground surveys in 1998 and 1999. National Marine Fisheries Service, Southwest Fisheries Science Center, Administrative Report LJ-00-02. 45 pp.

② Forney KA, Barlow J, Muto MM, Lowry M, Baker J, Cameron G, Mobley J, Stinchcomb C, Carretta JV, 2002. U. S. Pacific marine mammal stock assessments: 2000. U. S. Department of Commerce. NOAA Technical Memorandum NOAA-TMNMFS-SWFSC-300, December 2000.

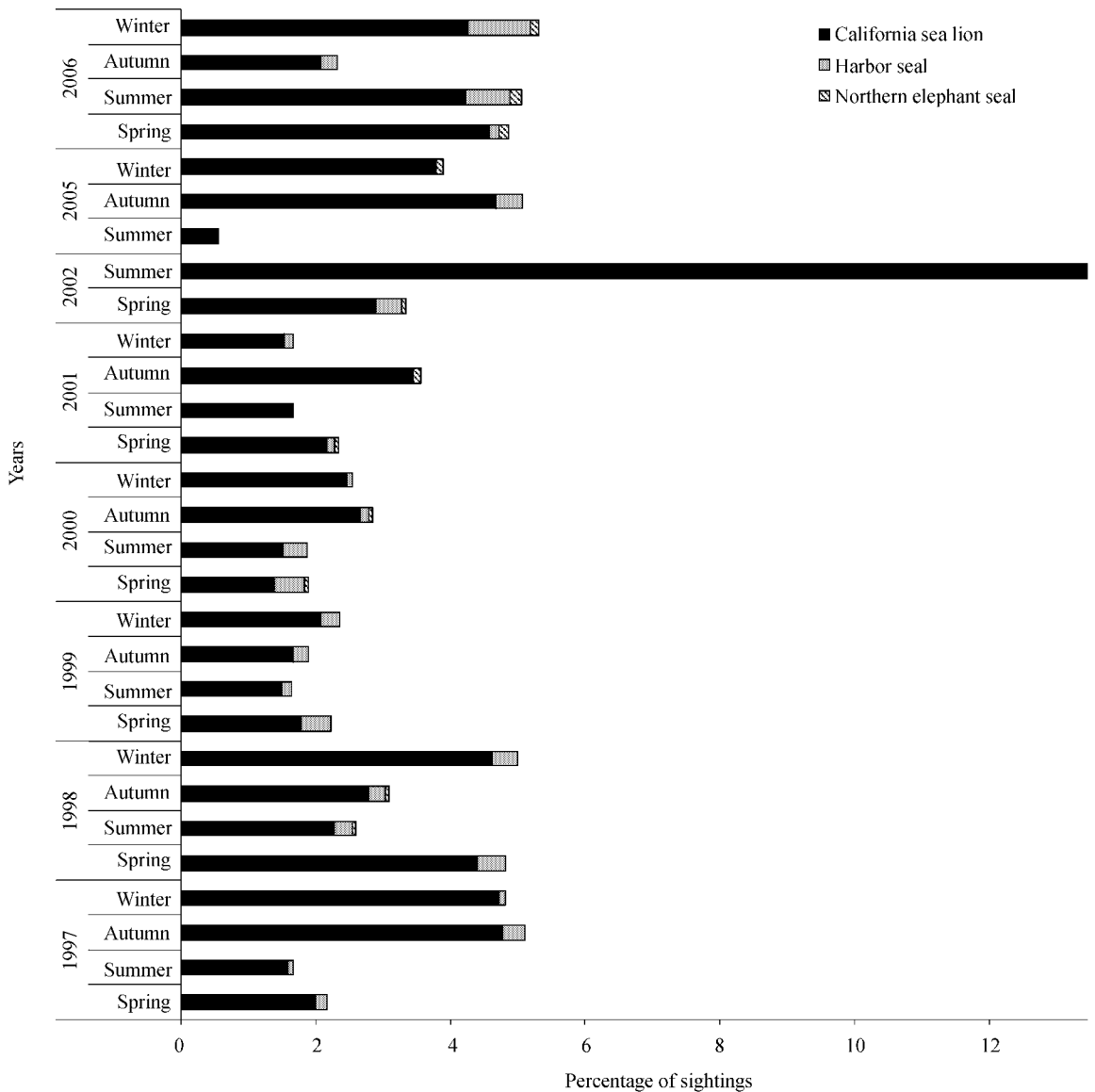


Fig.5 Seasonal distribution of pinnipeds (California sea lions, harbor seals, and elephant seals) during 1997 – 2002 and 2005 – 2006 (2007 is not included because of lack of data for the Winter – Spring months)

Percentages of sightings were divided into four seasonal categories: winter (December – February), spring (March – May), summer (June – August), and autumn (September – November), and divided by number of surveys for each season.

seals were observed less frequently, as also reported by Bonnell and Dailey (1993) and Forney et al. (2002).

The frequency of California sea lion sightings during search for cetaceans in 1999 was lower than in 1997 – 1998, possibly as an effect of the 1997 – 1998 El Niño. Similarly, after the 1983 El Niño, Shane (1994) recorded that populations of California sea lions near Santa Catalina Island were much lower in 1984.

The lowest percentage of sea lion sightings occurred during the summers of the study period, possibly indicating that they remained in rookeries during the months of June – July (Odell, 1981; Reeves et al., 1992), except when traveling offshore to forage. Unlike previous studies on seasonal distribution stating that sea lions were found at sea in the Bight more often in spring

and winter (Bonnell and Ford, 1987; Carretta et al., 2000), a clear trend was not observed in the bay. The peak of sightings in summer 2002 doesn't seem to have any specific correlation to prey occurrence or other oceanographic factors. Harbor seals were less sighted than sea lions, with a peak frequency in 2007 when searching for cetaceans. Elephant seals were infrequently observed, with no sightings in 1997 and 1999 and a few more sightings in recent years. The low sightings during El Niño were perhaps a response to the decrease in market squid *Loligo opalescens*, important prey for this species in the Bight (Sinclair, 1994).

Most of our sea lion sightings occurred between the 50 m isobath and the coastline, as also recorded by Lowry and Forney (2005) for their distribution in central and

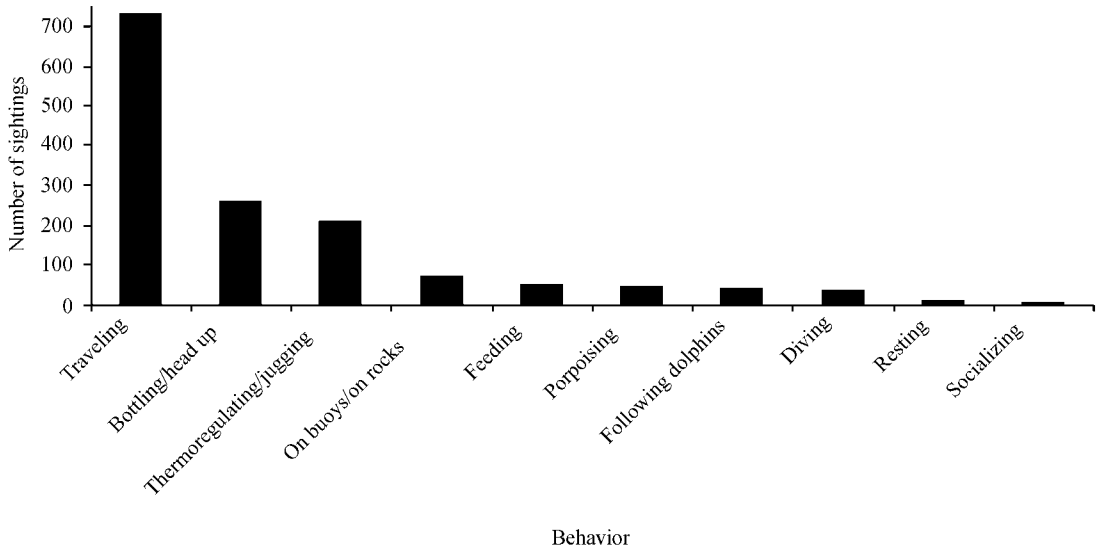


Fig.6 Behaviors of pinnipeds, both in search of cetaceans as well as in association with cetaceans

During aggregations with cetaceans, only the first time a behavior was sighted is included in this figure.

northern California. In the bay, sea lions were also observed often near submarine canyons—especially Santa Monica Canyon. Some marine mammals exhibit preferences toward certain oceanographic features like escarpments and submarine canyons when traveling or foraging (Compagna, 1995; Keiper et al., 2005, Sinclair et al., 2005). In the study area, short-beaked and long-beaked common dolphins showed a striking preference for the Redondo and Santa Monica canyons, possibly due to high productivity presence at these bathymetric features (Bearzi, 2006). Bearzi (2006) also recorded how sea lions use the superior echolocating ability of dolphins to locate food, and aggregate with them to feed near the canyons.

We found harbor seal sightings to be widely distributed, but the majority of observations were recorded in the northern coastal area and the southernmost part of the bay. These areas, characterized by rocks and beaches, represent favorite resting spots for this species (Burns, 2000) and have extensive kelp beds used by harbor seals for foraging and feeding activities (Bearzi pers. obs.). Their high presence in inshore waters is also in accordance with Antonelis and Fiscus (1980), which report this species to be regularly found in waters not deeper than 90 meters.

Northern elephant seals were only observed offshore in the bay and near Santa Monica Canyon, mostly beyond the 200 m isobath, as also recorded by Campagna (1995) for females of southern elephant seals *Mirounga leonina* in Patagonia waters. Northern elephant seals are known to spend a large amount of time in deep waters where they can prey on squid and fish, reaching depths up to 1500 m (Le Boeuf et al., 2000). Between breeding and molting at rookeries, northern elephant seals remain in deep waters throughout the entire foraging migrations (Stewart and DeLong, 1994, 1995).

3.2 Behavior and group size

California sea lions were regularly observed traveling. As previously reported by Bearzi (2006) for the study area, traveling by this species was often associated with search for food in association with cetaceans. In Santa Monica Bay, sea lions may take advantage of the prey-detection ability of dolphins and use visual clues to locate dolphins in the open ocean—which explains the frequent “head up” behavior often observed while following common dolphins. California sea lions were also often observed thermoregulating and juggling; in the waters off Southern California, raised flippers out of the water is commonly observed to maintain the internal temperature (Riedman, 1990).

Harbor seals were most often sighted with their head out of the water. These results differ from Sullivan (1981) who states that harbor seals rarely exhibited behaviors other than swimming (or traveling).

Northern elephant seals were also mostly observed with their head out of the water. Considering that this species spends as much as 90% of their time submerged—hunting for food, traveling and even resting at depth of about 200 m (Hindell et al., 1991; Le Boeuf, 1994; Le Boeuf et al., 1996, 2000; Slip et al., 1994; Stewart and DeLong, 1994), it is not surprising that no other behaviors were recorded.

California sea lions are often solitary animals (Reidman, 1990) but they were found in larger groups while traveling and foraging, in accordance to previous data collected in the study area (Bearzi, 2006). Harbor seals were usually aggregated with other seals on rocks, but they were mostly alone at sea, as also observed for elephant seals, known as solitary animals that forage independently at depths (Hindell, 2000).

Sea lions were often found with cetaceans. They were observed in association with baleen whales (e.g.

gray whales, *Eschrichtius robustus*, and blue whales, *Balaenoptera musculus*), but usually they were recorded with bottlenose dolphins and the two species of common dolphins, likely due to the similar dietary requirements (Bearzi, 2006).

Harbor seals were less frequently sighted with cetaceans than California sea lions and the majority of associations occurred with coastal bottlenose dolphins, also present in waters < 50 m from shore (Bearzi, 2005). Northern elephant seals were rarely sighted in association with cetaceans, and most likely the nature of these associations was accidental.

Acknowledgements This study would not have been possible without the help of the many Los Angeles Dolphin Project assistants and volunteers. Special thanks also to Maptech and ESRI.

References

- Altman J, 1974. Observational study of behavior: sampling methods. *Behavior* 49: 227–267.
- Antonelis GA, Fiscus CH, 1980. The pinnipeds of the California Current. *CalCOFI Report* 21: 68–78.
- Antonelis GA Jr, Fiscus CH, DeLong RL, 1984. Spring and summer prey of California sea lions *Zalophus californianus* at San Miguel Island, California, 1978–1979. *Fish. Bull.* 82 (1): 67–76.
- Antonelis GA Jr, Lowry MS, DeMaster DP, Fiscus CH, 1987. Assessing northern elephant seal feeding habits by stomach lavage. *Mar. Mam. Sci.* 3 (4): 208–322.
- Bartholomew GA, Booloootian RA, 1960. Numbers and population structure of the pinnipeds on the California Channel Islands. *J. Mammal.* 41 (3): 366–375.
- Bearzi M, 2003. The behavioral ecology of the marine mammals of the Santa Monica Bay, California. Ph. D. Dissertation. University of California, Los Angeles.
- Bearzi M, 2005. Aspects of the ecology and behavior of bottlenose dolphins *Tursiops truncatus* in Santa Monica Bay, California. *Journal of Cetacean Research and Management* 7 (1): 75–83.
- Bearzi M, 2006. California sea lions use dolphins to locate food. *J. Mammal.* 87 (3): 606–617.
- Bonnell ML, Le Boeuf BJ, Pierson DH, Dettman DH, Farrens GD, 1979. Summary Report 1975–1978.
- Marine Mammal and Seabird Surveys of the Southern California Bight Area. Vol. III. Pinnipeds. Bureau of Land Management, Department of the Interior, Contract AA550-C17-36.
- Bonnell ML, Dailey MD, 1993. Marine mammals. In: Dailey MD, Reish DJ, Anderson JW ed. *Ecology of the Southern California Bight*. Berkeley: University of California Press, 604–681.
- Bonnell ML, Ford RG, 1987. California sea lion distribution: a statistical analysis of aerial transect data. *J. Wildl. Manage.* 51 (1): 13–20.
- Burns JJ, 2000. Harbor seal and spotted seal. In: Perrin WF, Wursig B, Thewissen JGM ed. *Encyclopedia of Marine Mammals*. London: Academic Press, 552–560.
- Campagna C, 1995. Diving behavior and foraging location of female southern elephant seals from Patagonia. *J. Zool.* 236: 55–71.
- Carretta JV, Lowry MS, Stinchcomb CE, Lynn MS, Cosgrove RE, 2000. Distribution and abundance of marine mammals at San Clemente Island and surrounding offshore waters: results from aerial and ground surveys in 1998 and 1999. National Marine Fisheries Service, Southwest Fisheries Science Center, Administrative Report LJ-00-02. 45 pp.
- Condit R, Le Boeuf BJ, 1984. Feeding habits and feeding grounds of the northern elephant seal. *J. Mammal.* 65 (2): 281–290.
- Forney KA, Barlow J, Muto MM, Lowry M, Baker J, Cameron G, Mobley J, Stinchcomb C, Carretta JV, 2002. U. S. Pacific marine mammal stock assessments: 2000. U. S. Department of Commerce. NOAA Technical Memorandum NOAA-TMNMFS-SWFSC-300, December 2000.
- Haaker PL, Parker DO, Henderson KC, 1984. Observations of harbor seal *Phoca vitulina richardsii* feeding in southern California waters. *QD Bull. Southern Calif. Acad. Sci.* 83 (3): 152–153.
- Hayward TL, Baumgartner TR, Checkley DM, Durazo R, Gaxiola-Castro G et al., 1999. The state of the California Current in 1998–1999: transition to cool-water conditions. *CalCOFI Report* 40: 29–64.
- Hindell MA, Slip DJ, Burton HR, 1991. The diving behavior of adult male and female southern elephant seals *Mirounga leonina* (Pinnipedia, Phocidae). *Aust. J. Zool.* 39 (5): 595–619.
- Hindell MA, 2000. Elephant seal. In: Perrin WF, Wursig B, Thewissen JGM ed. *Encyclopedia of Marine Mammals*. London: Academic Press, 370–373.
- Keiper CA, Ainley DG, Allen SG, Harvey JT, 2005. Marine mammal occurrence and ocean climate off central California, 1986–1994 and 1997–1999. *Mar. Ecol. Prog. Ser.* 289: 285–306.
- Le Boeuf BJ, 1994. Variation in the diving pattern of northern elephant seals with age, mass, sex and reproductive condition. In: Le Boeuf BJ, Laws RM ed. *Elephant Seals: Population Ecology, Behavior, and Physiology*. Los Angeles: University of California Press, 237–252.
- Le Boeuf BJ, 2002. Status of pinnipeds on Santa Catalina Island. *Proc. Calif. Acad. Sci.* 53 (2): 11–21.
- Le Boeuf BJ, Morris PA, Blackwell SB, Crocker DE, Costa DP, 1996. Diving behavior of juvenile northern elephant seals. *Can. J. Zool.* 74 (9): 1632–1644.
- Le Boeuf BJ, Crocker DE, Costa DP, Blackwell SB, Webb PM, Houser DS, 2000. Foraging ecology of northern elephant seals. *Ecol. Monog.* 70 (3): 353–382.
- Lowry MS, 2002. Counts of northern elephant seals at rookeries in the Southern California Bight: 1981–2001. NOAA Technical Memorandum NMFS: NOAA-TM-NMFS-SWFSC-345. 63 pp.
- Lowry MS, Perryman LM, 1992. Aerial photographic census for California sea lion (*Zalophus californianus*) pups at San Miguel Island, California for 1987–1990 and San Nicolas Island, California for 1990. National Marine Fisheries Service, Southwest Fisheries Science Center, Administrative Report LJ-92-19. 19 pp.
- Lowry MS, Oliver CW, Macky C, Wexler JB, 1990. Food habits of California sea lions *Zalophus californianus* at San Clemente Island, California 1981–1986. *Fish. Bull.* 88: 509–521.
- Lowry MS, Carretta JV, 1999. Market Squid (*Loligo opalescens*) in the diet of California sea lions (*Zalophus californianus*) in Southern California (1981–1995). *CalCOFI Report* 40: 196–207.
- Lowry MS, Forney KA, 2005. Abundance and distribution of California sea lions *Zalophus californianus* in central and northern California during 1998 and summer 1999. *Fish. Bull.* 103: 331–343.
- Mann J, 1999. Behavioral sampling methods for cetaceans: a review and critique. *Mar. Mam. Sci.* 15: 102–122.
- Melin SR, DeLong RL, Thomason JR, WanBlaricom GR, 2000. Attendance patterns of California sea lions *Zalophus californianus* females and pups during the non-breeding season at San Miguel Island. *Mar. Mam. Sci.* 16 (1): 169–185.
- Nezlin MP, Hamner WM, Zeidberg LD, 2003. Remote-sensed analysis of the influence of 1997–1998 El Niño on the California pelagic ecosystem. In Weisberg SB ed: *Southern California Coastal Water Research Project Annual Report 2001–2002*. Westminster, CA.: Coastal Water Research Project Authority, 284–301 [Available from: Coastal Water Research Project Authority, 7171 Fenwick Lane, Westminster, CA92683].
- Odell DK, 1971. Censuses of breeding pinnipeds on the California Channel Islands. *J. Mammal.* 52 (1): 187–190.
- Odell DK, 1981. California sea lion—*Zalophus californianus*. In: Ridgeway SH, Harrison RJ ed. *Handbook of Marine Mammals*, Volume 1. London: Academic Press, 67–97.
- Peterson RS, Bartholomew GA, 1967. The natural history and behavior of the California sea lion. Special Publication 1, The American Society of Mammalogists, 79.
- Reeves RR, Stewart BS, Leatherwood S, 1992. The Sierra Club Handbook of

- Seals and Sirenians. San Francisco: Sierra Clubs Book, 302.
- Reidman M, 1990. The Pinnipeds: Seals, Sea Lions, and Walruses. Berkeley: University of California Press, 439.
- Shane SH, 1994. Occurrence and habitat use of marine mammals at Santa Catalina Island, California from 1983 – 1991. Bull. Southern Calif. Acad. Sci. 93: 13 – 29.
- Sinclair EH, 1994. Prey of juvenile northern elephant seals *Mirounga angustirostris* in the Southern California Bight. Mar. Mamm. Sci. 10 (2): 230 – 239.
- Sinclair EH, Moore SE, Friday NA, Zeppelin TK, Waite JM, 2005. Do patterns of Steller sea lion *Eumetopias jubatus* diet, population trend, and cetacean occurrence reflect oceanographic domains from the Alaska Peninsula to central Aleutian Islands? Fisheries Oceanography 14 (1): 223 – 242.
- Slip DJ, Hindell MA, Burton HR, 1994. Diving behavior of southern elephant seals from Macquarie Island: an overview. In: Le Boeuf BJ, Laws RM ed. Elephant Seals: Population Ecology, Behavior, and Physiology. Los Angeles: University of California Press, 254 – 271.
- Stewart B, DeLong RL, 1994. Postbreeding foraging migrations of northern elephant seals. In: Le Boeuf BJ, Laws RM ed. Elephant Seals: Population Ecology, Behavior, and Physiology. Los Angeles: University of California Press, 291 – 310.
- Stewart B, DeLong RL, 1995. Double migrations of the northern elephant seal *Mirounga angustirostris*. J. Mammal. 76 (1): 196 – 205.
- Stewart BS, Yochem PK, 1984. Seasonal abundance of pinnipeds at San Nicolas Island, California, 1980 – 1982. Bull. Southern Calif. Acad. Sci. 83 (3): 121 – 132.
- Stewart BS, Yochem PK, 1986. Northern elephant seals breeding at Santa Rosa Island, California. J. Mammal. 67 (2): 402 – 403.
- Sullivan RM, 1981. Aquatic displays and interactions in harbor seals *Phoca vitulina* with comments on mating systems. J. Mammal. 62 (4): 825 – 831.
- Sydeman WJ, Allen SG, 1999. Pinniped population dynamics in central California: correlations with sea surface temperature and upwelling indices. Mar. Mamm. Sci. 15 (2): 446 – 461.
- Würsig B, 1986. Delphinid foraging strategies. In: Schusterman RJ, Thomas JA, Wood FG ed. Dolphin Cognition and Behavior: A Comparative Approach Hillsdale and London: L. Erlbaum Associates, 347 – 359.
- Yochem PK, Stewart BS, 1998. Behavioral ecology and demography of seals and sea lions at the Seal Rock Marine Mammal Reserve. Hubbs-Sea World Technical Report, No. 98 – 282.
- Yochem PK, Stewart BS, DeLong RL, DeMaster DP 1987. Diel haul-out patterns and the site fidelity of harbor seals *Phoca vitulina richardsi* on San Miguel Island, California, in autumn. Mar. Mamm. Sci. 3 (4): 323 – 332.